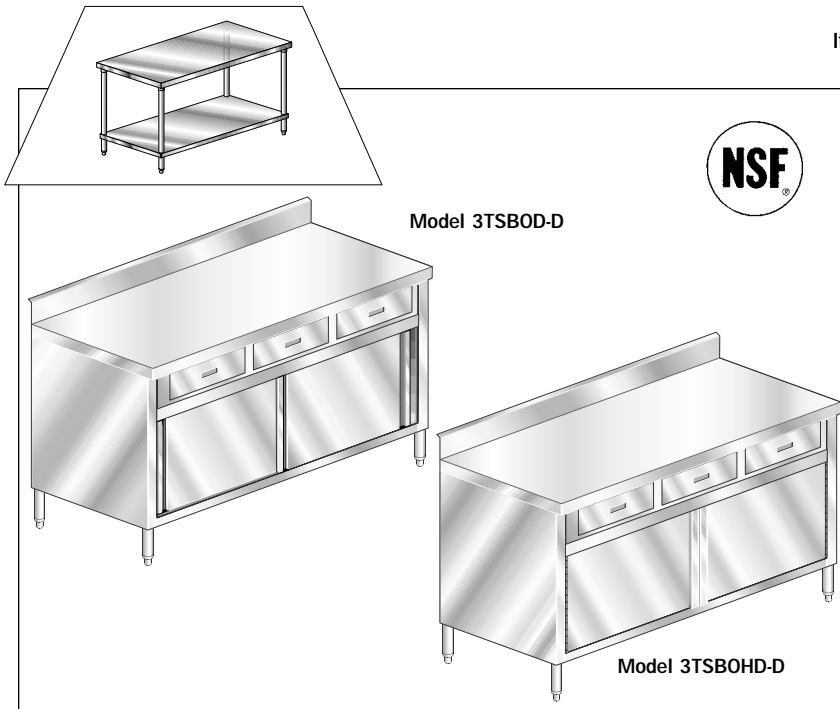




# SPECIALTY TABLES

## TSBOD-D/TWMS/TWMB/TWMV SERIES

Item# \_\_\_\_\_ Project \_\_\_\_\_



Model 3TSBOD-D

Model 3TSBOHD-D

Quantity	16GA 304 Model #	16GA 304 Model #
<b>ENCLOSED TABLE</b>		
<b>w/SLIDING DOORS</b>		<b>w/HINGED DOORS</b>

_____	3TSBOD-3060-D	3TSBOHD-3060-D
_____	3TSBOD-3072-D	3TSBOHD-3072-D
_____	3TSBOD-3084-D	3TSBOHD-3084-D
_____	3TSBOD-3096-D	3TSBOHD-3096-D
_____	3TSBOD-30120-D	3TSBOHD-30120-D
_____	3TSBOD-30132-D	3TSBOHD-30132-D

Quantity	24" Width Model #	30" Width Model #
<b>WALL MOUNT TABLE</b>		
<b>2 1/4" Backsplash</b>		

_____	3TWMS-2424	3TWMS-3024
_____	3TWMS-2430	3TWMS-3030
_____	3TWMS-2436	3TWMS-3036
_____	3TWMS-2448	3TWMS-3048
_____	3TWMS-2460	3TWMS-3060
_____	3TWMS-2472	3TWMS-3072
_____	3TWMS-2484	3TWMS-3084
_____	3TWMS-2496	3TWMS-3096

<b>4" Backsplash</b>		
<b>10" Backsplash w/Marine Edge</b>		

_____	3TWMB-2424	3TWMB-3024
_____	3TWMB-2430	3TWMB-3030
_____	3TWMB-2436	3TWMB-3036
_____	3TWMB-2448	3TWMB-3048
_____	3TWMB-2460	3TWMB-3060
_____	3TWMB-2472	3TWMB-3072
_____	3TWMB-2484	3TWMB-3084
_____	3TWMB-2496	3TWMB-3096
_____	3TWMV-2424	3TWMV-3024
_____	3TWMV-2430	3TWMV-3030
_____	3TWMV-2436	3TWMV-3036
_____	3TWMV-2448	3TWMV-3048
_____	3TWMV-2460	3TWMV-3060
_____	3TWMV-2472	3TWMV-3072
_____	3TWMV-2484	3TWMV-3084
_____	3TWMV-2496	3TWMV-3096

### MATERIAL

#### TOP

- 16 gauge 304 series stainless steel . 7/8" turn down on 3 or 4 sides. No splash, 4" Splash or 10" with 2" return on a 45 deg. angle. Three heavy gauge steel box channels for rigidity.
- Sound deadened between table top and channels.

#### SHELF

- 18 gauge 430 series stainless steel when applicable.

#### LEGS

- 1 1/2" O.D. 16 gauge 304 series stainless steel tubing, complete with adjustable impact resistant white metal feet.

#### WALL BRACKETS

- 16 gauge 430 series stainless steel w/hemmed AERO safety edge

#### 3TSBOD Table includes:

- 18 gauge 430 series stainless steel body
- 3 H.D. 15 x 20" stainless steel drawers
- Stainless steel sliding doors on aluminum channel

#### Hinged 3TSBOD Table includes:

- 18 gauge 430 series stainless steel body
- 3 H.D. 15 x 20" stainless steel drawers
- Hinged stainless steel doors

#### 3TWMS Table includes:

- 16 gauge 304 stainless steel top with 2 1/4" backsplash.
- 16 gauge 430 stainless steel wall bracket for maximum stability while enabling full utilization of space underneath.

#### 3TWMB Table includes:

- 16 gauge 304 stainless steel top with 4" backsplash.
- 16 gauge 430 stainless steel wall bracket for maximum stability while enabling full utilization of space underneath.

#### 3TWMV Table includes:

- 16 gauge 304 stainless steel top with marine edge and 10" back-splash.
- 16 gauge 430 stainless steel wall bracket for maximum stability while enabling full utilization of space underneath.

### DESIGN FEATURES

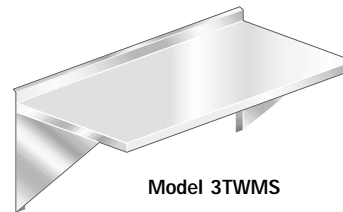
- Undershelf is the largest in the industry.
- All tables fully cartoned.

### EXCLUSIVE AERO SAFETY EDGE

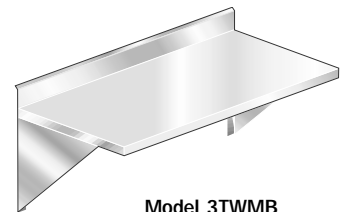
- Table hemmed on all four sides to eliminate cuts from rough edges.

### CONSTRUCTION

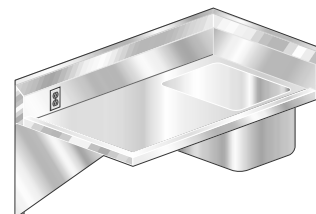
- Top is polished to a #4 mill finish.
- Heliarc welded to eliminate damage to table top.
- Gussets fully welded to eliminate damage to table top.



Model 3TWMS



Model 3TWMB



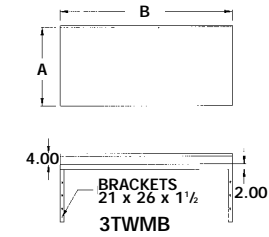
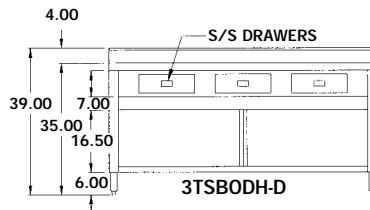
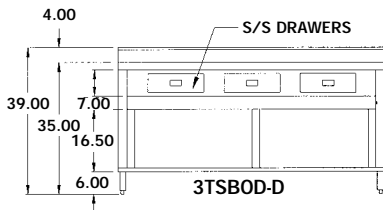
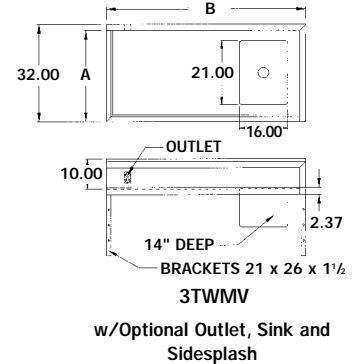
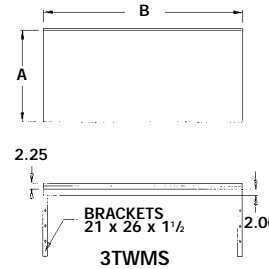
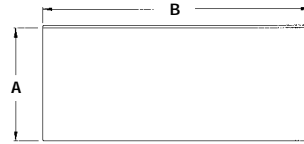

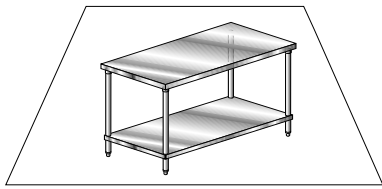
Model 3TWMV  
w/Optional Outlet, Sink and Sidesplash

- OPTIONS:**
- T-122 Lock Assembly
  - T-178 24" Width Modification
  - T-179 36" Width Modification



# DIMENSIONAL SPECIFICATIONS

## TSBOD-D/TWMS/TWMB/TWMV SERIES



A Width	B Length	16GA 304 Model #	Ship Weight	Cubic Feet
<b>ENCLOSED TABLE w/SLIDING DOORS</b>				

30	60	3TSBOD-3060-D	300	55
30	72	3TSBOD-3072-D	360	66
30	84	3TSBOD-3084-D	420	76
30	96	3TSBOD-3096-D	540	87
30	120	3TSBOD-30120-D	600	107
30	132	3TSBOD-30132-D	660	130

A Width	B Length	16GA 304 Model #	Ship Weight	Cubic Feet
<b>ENCLOSED TABLE w/HINGED DOORS</b>				

30	60	3TSBOHD-3060-D	300	55
30	72	3TSBOHD-3072-D	360	66
30	84	3TSBOHD-3084-D	420	76
30	96	3TSBOHD-3096-D	540	87
30	120	3TSBOHD-30120-D	600	107
30	132	3TSBOHD-30132-D	660	130

A Width	B Length	16GA 304 Model #	Ship Weight	Cubic Feet
<b>WALL MOUNT TABLE</b>				

### 2 1/4" Backsplash

24	24	3TWMS-2424	50	5
24	30	3TWMS-2430	55	6
24	36	3TWMS-2436	66	8
24	48	3TWMS-2448	81	9
24	60	3TWMS-2460	95	12
24	72	3TWMS-2472	113	14
24	84	3TWMS-2484	135	16
24	96	3TWMS-2496	150	18

### 4" Backsplash

24	24	3TWMB-2424	50	5
24	30	3TWMB-2430	55	6
24	36	3TWMB-2436	66	8
24	48	3TWMB-2448	81	9
24	60	3TWMB-2460	95	12
24	72	3TWMB-2472	113	14
24	84	3TWMB-2484	135	16
24	96	3TWMB-2496	150	18

### 10" Backsplash w/Marine Edge

24	24	3TWMV-2424	50	5
24	30	3TWMV-2430	55	6
24	36	3TWMV-2436	66	8
24	48	3TWMV-2448	81	9
24	60	3TWMV-2460	95	12
24	72	3TWMV-2472	113	14
24	84	3TWMV-2484	135	16
24	96	3TWMV-2496	150	18

A Width	B Length	16GA 304 Model #	Ship Weight	Cubic Feet
<b>WALL MOUNT TABLE</b>				

30	24	3TWMS-3024	56	6
30	30	3TWMS-3030	70	7
30	36	3TWMS-3036	77	9
30	48	3TWMS-3048	92	11
30	60	3TWMS-3060	111	14
30	72	3TWMS-3072	129	17
30	84	3TWMS-3084	153	20
30	96	3TWMS-3096	171	22

30	24	3TWMB-3024	56	6
30	30	3TWMB-3030	70	7
30	36	3TWMB-3036	77	9
30	48	3TWMB-3048	92	11
30	60	3TWMB-3060	111	14
30	72	3TWMB-3072	129	17
30	84	3TWMB-3084	153	20
30	96	3TWMB-3096	171	22

30	24	3TWMV-3024	56	6
30	30	3TWMV-3030	70	7
30	36	3TWMV-3036	77	9
30	48	3TWMV-3048	92	11
30	60	3TWMV-3060	111	14
30	72	3TWMV-3072	129	17
30	84	3TWMV-3084	153	20
30	96	3TWMV-3096	171	22

All dimensions are typical (tol. ±1/2"). • For Accessories and Options see pages TS-5A, TS-5B.